


How to Install **MetaTrader 4** on Windows Device



1. Click on the link
<https://gerchikco.com/en/traders/metatrader-4>

Press the “**DOWNLOAD MT4 for Windows**” button and download MetaTrader 4 trading platform

Open the downloaded “**gerchikco4setup.exe**” setup file.






MetaTrader 4

METATRADER 4 is a comprehensive trading software suitable for trading currency pairs and contracts for difference (CFDs). With all-in-one interface, all of the features are right at your fingertips. Now there's no need to waste time and money looking for any additional software.

MT4 offers 9 timeframes to choose from for your desired strategy: be it scalping, intraday, or long-term trading. 3 types of charts for effortless technical analysis. 30 built-in and an unlimited number of customized indicators, including REAL MARKET VOLUME brought to you by Gerchik & Co. You can add any trading robot or Expert Advisor, as well as check the news without having to exit the terminal.

90% of traders around the globe are using the platform today. Join those who are already making money. Get registered with Gerchik & Co and download the platform in your personal account.

2. After you have read the terms and conditions of the License Agreement, press “**Next**”.



3. Once the installation of the trading platform is complete, press “**Finish**”.



MetaTrader 4 trading
platform has been
successfully installed!

